



# UZBEKISTAN

## General Information

Population (million), 2004:	<b>26.2</b>
Urban population (%), 2004:	<b>36.0</b>
Surface area ('000 km <sup>2</sup> ):	<b>447</b>
Population density (persons per km <sup>2</sup> ):	<b>59</b>

## Economic & Social Development

GDP (million US dollars), 2004:	<b>11,788</b>
GDP per capita (US dollars), 2004:	<b>450</b>
GDP growth rate (annual %), 1995-2004:	<b>4.3</b>
Structure of GDP (%), 2003:	
Agriculture, forestry & fishing	<b>28.8</b>
Industry	<b>19.7</b>
Services	<b>37.0</b>
UNDP HDI rank, 2005	<b>111</b>
Life expectancy at birth (years), 2004:	<b>67</b>
Infant mortality rate (per 1,000 live births), 2004:	<b>57</b>
Illiteracy rate, adult (%), 2003:	<b>..</b>
Unemployment rate (%), 2003:	<b>0.4</b>
National poverty rate (% of population), 2004:	<b>27.5</b>

## External Trade

Total merchandise exports (million US dollars), 2004:	<b>3,620</b>
Merchandise exports (% of GDP), 2004:	<b>30.7</b>
Total merchandise imports (million US dollars), 2004:	<b>3,440</b>
Merchandise imports (% of GDP), 2004:	<b>29.2</b>

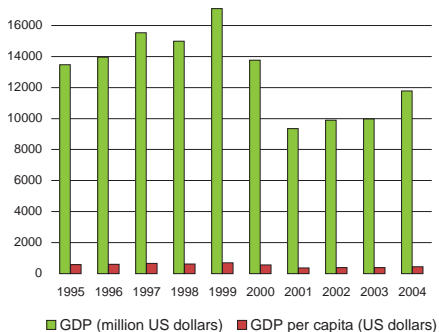
## Investments, External Debt & Aid

FDI net inflows (million US dollars), 2004:	<b>140</b>
FDI net inflows (% of GDP), 2004:	<b>1.2</b>
External debt (million US dollars), 2003:	<b>5,006</b>
Debt per capita (US dollars), 2003:	<b>192</b>
External reserves (million US dollars), 2003:	<b>..</b>
Reserves per capita (US dollars), 2003:	<b>..</b>
Aid per capita (US dollars):	<b>8</b>

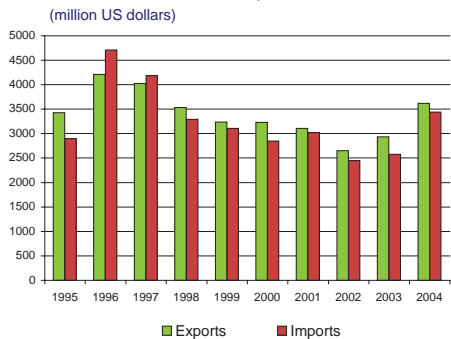
## Infrastructure

Closest distance from sea (km):	<b>2,950</b>
Total road network (km):	<b>81,600</b>
Road density (km per 1,000 km <sup>2</sup> ):	<b>183</b>
Paved roads (% of total):	<b>87.3</b>
Railway lines, total route (km):	<b>4,126</b>
Railway density (km per 1,000 km <sup>2</sup> ):	<b>9</b>

### GDP and GDP per capita, 1995 - 2004



### Merchandise Trade, 1995 - 2004



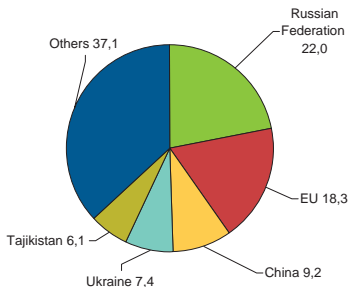
### Main export products (%)

### Main import products (%)

Data are not available

■ All food items 
 ■ Agricultural raw materials 
 ■ Energy & Fuels 
 ■ Ores & metals 
 ■ Manufactured goods 
 ■ Unallocated

### Main export partners (%)



### Main import partners (%)

