



# TURKMENISTAN

## General Information

Population (million), 2004:	<b>4.8</b>
Urban population (%), 2004:	<b>45.8</b>
Surface area ('000 km <sup>2</sup> ):	<b>488</b>
Population density (persons per km <sup>2</sup> ):	<b>10</b>

## Economic & Social Development

GDP (million US dollars), 2004:	<b>12,374</b>
GDP per capita (US dollars), 2004:	<b>2,596</b>
GDP growth rate (annual %), 1995-2004:	<b>4.4</b>
Structure of GDP (%), 2003:	
Agriculture, forestry & fishing	<b>23.5</b>
Industry	<b>42.3</b>
Services	<b>33.4</b>
UNDP HDI rank, 2005	<b>97</b>
Life expectancy at birth (years), 2004:	<b>63</b>
Infant mortality rate (per 1,000 live births), 2004:	<b>78</b>
Illiteracy rate, adult (%), 2003:	<b>1.0</b>
Unemployment rate (%), 2003:	<b>..</b>
National poverty rate (% of population), 2004:	<b>..</b>

## External Trade

Total merchandise exports (million US dollars), 2004:	<b>3,870</b>
Merchandise exports (% of GDP), 2004:	<b>31.3</b>
Total merchandise imports (million US dollars), 2004:	<b>3,320</b>
Merchandise imports (% of GDP), 2004:	<b>26.8</b>

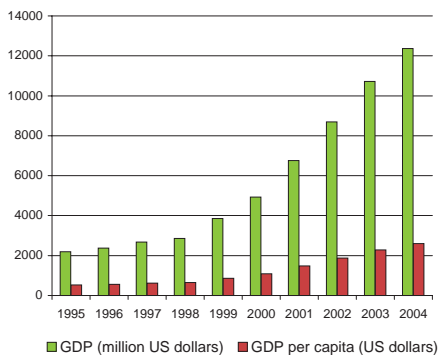
## Investments, External Debt & Aid

FDI net inflows (million US dollars), 2004:	<b>150</b>
FDI net inflows (% of GDP), 2004:	<b>1.2</b>
External debt (million US dollars), 2003:	<b>..</b>
Debt per capita (US dollars), 2003:	<b>..</b>
External reserves (million US dollars), 2003:	<b>..</b>
Reserves per capita (US dollars), 2003:	<b>..</b>
Aid per capita (US dollars):	<b>6</b>

## Infrastructure

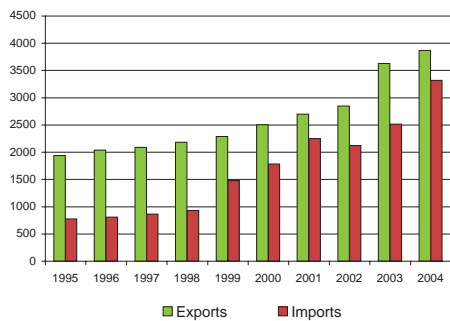
Closest distance from sea (km):	<b>1,700</b>
Total road network (km):	<b>24,000</b>
Road density (km per 1,000 km <sup>2</sup> ):	<b>49</b>
Paved roads (% of total):	<b>81.2</b>
Railway lines, total route (km):	<b>2,523</b>
Railway density (km per 1,000 km <sup>2</sup> ):	<b>5</b>

### GDP and GDP per capita, 1995 - 2004

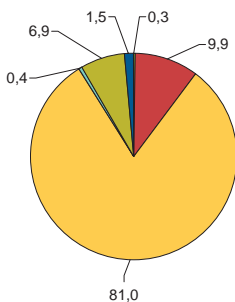


### Merchandise Trade, 1995 - 2004

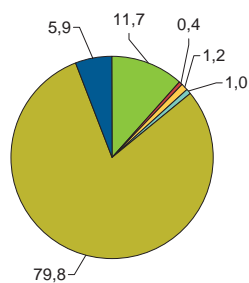
(million US dollars)



### Main export products (%)

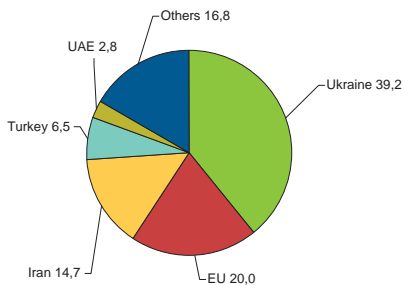


### Main import products (%)



■ All food items 
 ■ Agricultural raw materials 
 ■ Energy & Fuels 
 ■ Ores & metals 
 ■ Manufactured goods 
 ■ Unallocated

### Main export partners (%)



### Main import partners (%)

