



MONGOLIA

General Information

Population (million), 2004:	2.6
Urban population (%), 2004:	57.0
Surface area ('000 km ²):	1,567
Population density (persons per km ²):	2

Economic & Social Development

GDP (million US dollars), 2004:	1,271
GDP per capita (US dollars), 2004:	486
GDP growth rate (annual %), 1995-2004:	3.1
Structure of GDP (%), 2003:	
Agriculture, forestry & fishing	20.0
Industry	21.5
Services	58.5
UNDP HDI rank, 2005	114
Life expectancy at birth (years), 2004:	64
Infant mortality rate (per 1,000 live births), 2004:	56
Illiteracy rate, adult (%), 2003:	2.0
Unemployment rate (%), 2003:	3.4
National poverty rate (% of population), 2004:	35.6

External Trade

Total merchandise exports (million US dollars), 2004:	770
Merchandise exports (% of GDP), 2004:	60.6
Total merchandise imports (million US dollars), 2004:	1,002
Merchandise imports (% of GDP), 2004:	78.8

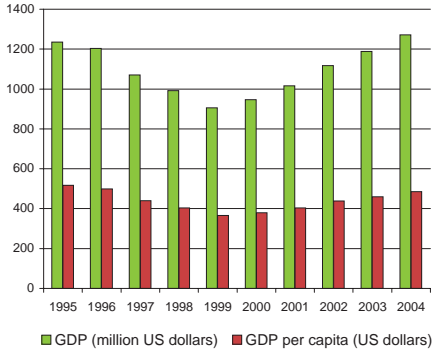
Investments, External Debt & Aid

FDI net inflows (million US dollars), 2004:	147
FDI net inflows (% of GDP), 2004:	11.6
External debt (million US dollars), 2003:	1,472
Debt per capita (US dollars), 2003:	567
External reserves (million US dollars), 2003:	243
Reserves per capita (US dollars), 2003:	94
Aid per capita (US dollars):	100

Infrastructure

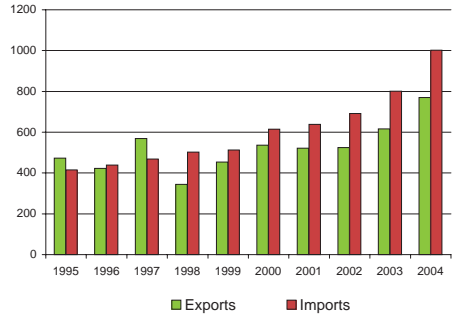
Closest distance from sea (km):	1,693
Total road network (km):	49,250
Road density (km per 1,000 km ²):	31
Paved roads (% of total):	3.5
Railway lines, total route (km):	1,810
Railway density (km per 1,000 km ²):	1

GDP and GDP per capita, 1995 - 2004

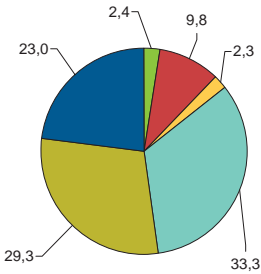


Merchandise Trade, 1995 - 2004

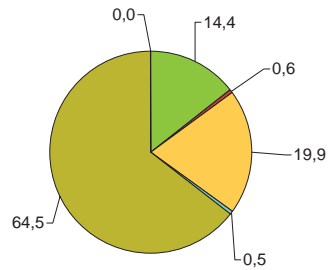
(million US dollars)



Main export products (%)

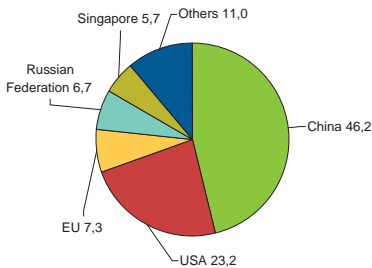


Main import products (%)



■ All food items
 ■ Agricultural raw materials
 ■ Energy & Fuels
 ■ Ores & metals
 ■ Manufactured goods
 ■ Unallocated

Main export partners (%)



Main import partners (%)

