



# MOLDOVA, REPUBLIC OF

## General Information

Population (million), 2004:	<b>4.2</b>
Urban population (%), 2004:	<b>46.3</b>
Surface area ('000 km <sup>2</sup> ):	<b>34</b>
Population density (persons per km <sup>2</sup> ):	<b>125</b>

## Economic & Social Development

GDP (million US dollars), 2004:	<b>2,595</b>
GDP per capita (US dollars), 2004:	<b>615</b>
GDP growth rate (annual %), 1995-2004:	<b>1.6</b>
Structure of GDP (%), 2003:	
Agriculture, forestry & fishing	<b>18.3</b>
Industry	<b>20.5</b>
Services	<b>48.6</b>
UNDP HDI rank, 2005	<b>115</b>
Life expectancy at birth (years), 2004:	<b>68</b>
Infant mortality rate (per 1,000 live births), 2004:	<b>25</b>
Illiteracy rate, adult (%), 2003:	<b>4.0</b>
Unemployment rate (%), 2003:	<b>6.8</b>
National poverty rate (% of population), 2004:	<b>23.3</b>

## External Trade

Total merchandise exports (million US dollars), 2004:	<b>986</b>
Merchandise exports (% of GDP), 2004:	<b>38.0</b>
Total merchandise imports (million US dollars), 2004:	<b>1,774</b>
Merchandise imports (% of GDP), 2004:	<b>68.4</b>

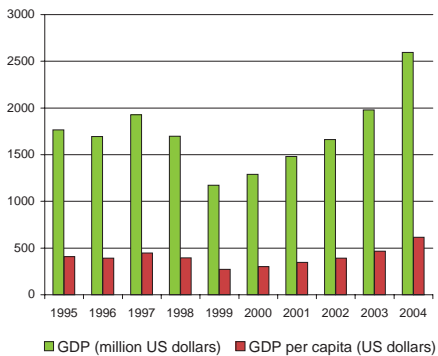
## Investments, External Debt & Aid

FDI net inflows (million US dollars), 2004:	<b>151</b>
FDI net inflows (% of GDP), 2004:	<b>5.8</b>
External debt (million US dollars), 2003:	<b>1,901</b>
Debt per capita (US dollars), 2003:	<b>446</b>
External reserves (million US dollars), 2003:	<b>302</b>
Reserves per capita (US dollars), 2003:	<b>71</b>
Aid per capita (US dollars):	<b>28</b>

## Infrastructure

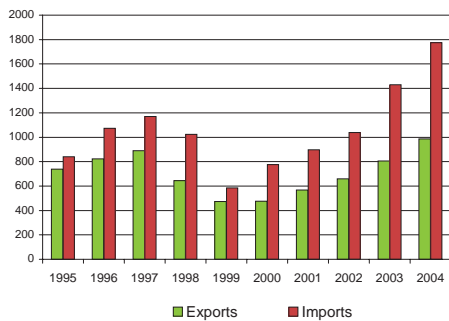
Closest distance from sea (km):	<b>170</b>
Total road network (km):	<b>12,719</b>
Road density (km per 1,000 km <sup>2</sup> ):	<b>374</b>
Paved roads (% of total):	<b>86.3</b>
Railway lines, total route (km):	<b>1,120</b>
Railway density (km per 1,000 km <sup>2</sup> ):	<b>33</b>

### GDP and GDP per capita, 1995 - 2004

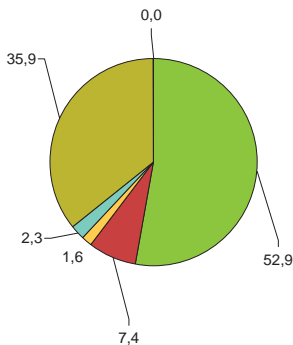


### Merchandise Trade, 1995 - 2004

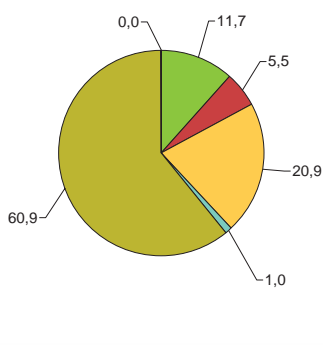
(million US dollars)



### Main export products (%)

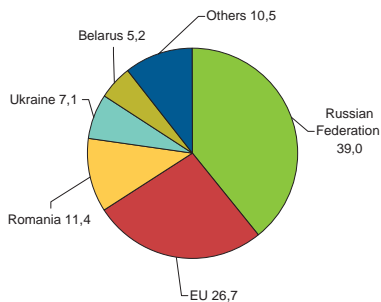


### Main import products (%)



■ All food items 
 ■ Agricultural raw materials 
 ■ Energy & Fuels 
 ■ Ores & metals 
 ■ Manufactured goods 
 ■ Unallocated

### Main export partners (%)



### Main import partners (%)

