



LESOTHO

General Information

Population (million), 2004:	1.8
Urban population (%), 2004:	18.2
Surface area ('000 km ²):	30
Population density (persons per km ²):	59

Economic & Social Development

GDP (million US dollars), 2004:	1,373
GDP per capita (US dollars), 2004:	764
GDP growth rate (annual %), 1995-2004:	2.3
Structure of GDP (%), 2003:	
Agriculture, forestry & fishing	16.1
Industry	37.1
Services	40.8
UNDP HDI rank, 2005	149
Life expectancy at birth (years), 2004:	35
Infant mortality rate (per 1,000 live births), 2004:	65
Illiteracy rate, adult (%), 2003:	19.0
Unemployment rate (%), 2003:	39.3
National poverty rate (% of population), 2004:	..

External Trade

Total merchandise exports (million US dollars), 2004:	595
Merchandise exports (% of GDP), 2004:	43.3
Total merchandise imports (million US dollars), 2004:	1,280
Merchandise imports (% of GDP), 2004:	93.2

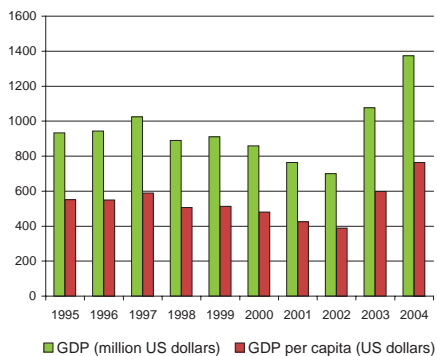
Investments, External Debt & Aid

FDI net inflows (million US dollars), 2004:	52
FDI net inflows (% of GDP), 2004:	3.8
External debt (million US dollars), 2003:	706
Debt per capita (US dollars), 2003:	392
External reserves (million US dollars), 2003:	460
Reserves per capita (US dollars), 2003:	255
Aid per capita (US dollars):	44

Infrastructure

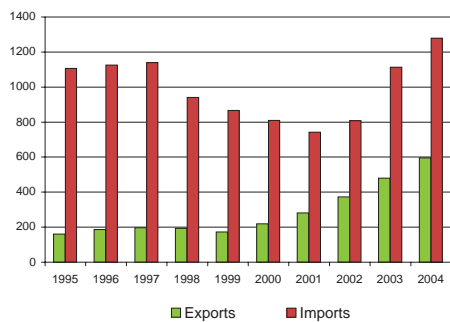
Closest distance from sea (km):	575
Total road network (km):	5,940
Road density (km per 1,000 km ²):	198
Paved roads (% of total):	18.3
Railway lines, total route (km):	None
Railway density (km per 1,000 km ²):	..

GDP and GDP per capita, 1995 - 2004

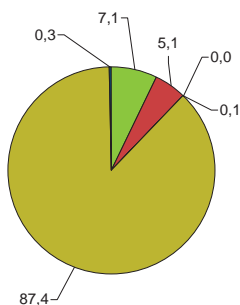


Merchandise Trade, 1995 - 2004

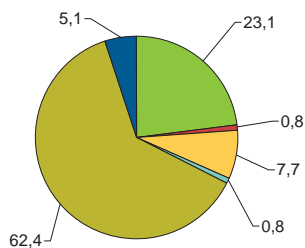
(million US dollars)



Main export products (%)



Main import products (%)



■ All food items
 ■ Agricultural raw materials
 ■ Energy & Fuels
 ■ Ores & metals
 ■ Manufactured goods
 ■ Unallocated

Main export partners (%)

Main import partners (%)

Data are not available