



LAO PDR

General Information

Population (million), 2004:	5.8
Urban population (%), 2004:	21.0
Surface area ('000 km ²):	237
Population density (persons per km ²):	24

Economic & Social Development

GDP (million US dollars), 2004:	2,427
GDP per capita (US dollars), 2004:	419
GDP growth rate (annual %), 1995-2004:	5.9
Structure of GDP (%), 2003:	
Agriculture, forestry & fishing	48.1
Industry	25.7
Services	25.2
UNDP HDI rank, 2005	133
Life expectancy at birth (years), 2004:	55
Infant mortality rate (per 1,000 live births), 2004:	86
Illiteracy rate, adult (%), 2003:	31.0
Unemployment rate (%), 2003:	..
National poverty rate (% of population), 2004:	38.6

External Trade

Total merchandise exports (million US dollars), 2004:	455
Merchandise exports (% of GDP), 2004:	18.7
Total merchandise imports (million US dollars), 2004:	617
Merchandise imports (% of GDP), 2004:	25.4

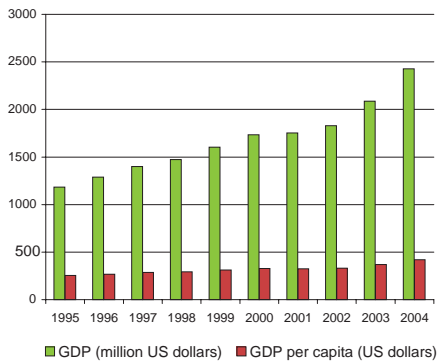
Investments, External Debt & Aid

FDI net inflows (million US dollars), 2004:	17
FDI net inflows (% of GDP), 2004:	0.7
External debt (million US dollars), 2003:	2,846
Debt per capita (US dollars), 2003:	503
External reserves (million US dollars), 2003:	257
Reserves per capita (US dollars), 2003:	45
Aid per capita (US dollars):	53

Infrastructure

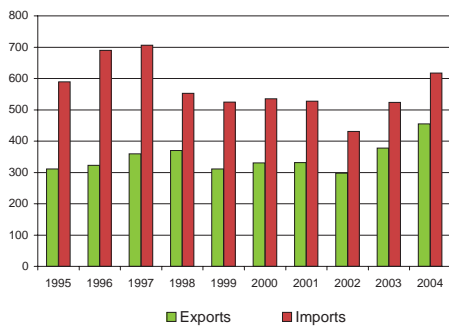
Closest distance from sea (km):	620
Total road network (km):	21,716
Road density (km per 1,000 km ²):	92
Paved roads (% of total):	44.5
Railway lines, total route (km):	None
Railway density (km per 1,000 km ²):	..

GDP and GDP per capita, 1995 - 2004



Merchandise Trade, 1995 - 2004

(million US dollars)



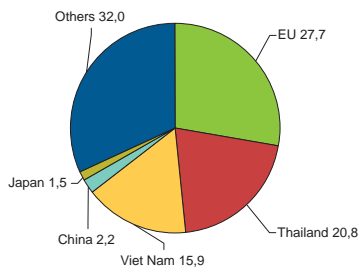
Main export products (%)

Main import products (%)

Data are not available

■ All food items
 ■ Agricultural raw materials
 ■ Energy & Fuels
 ■ Ores & metals
 ■ Manufactured goods
 ■ Unallocated

Main export partners (%)



Main import partners (%)

