



# KYRGYZSTAN

## General Information

Population (million), 2004:	<b>5.2</b>
Urban population (%), 2004:	<b>33.7</b>
Surface area ('000 km <sup>2</sup> ):	<b>200</b>
Population density (persons per km <sup>2</sup> ):	<b>26</b>

## Economic & Social Development

GDP (million US dollars), 2004:	<b>2,163</b>
GDP per capita (US dollars), 2004:	<b>416</b>
GDP growth rate (annual %), 1995-2004:	<b>4.7</b>
Structure of GDP (%), 2003:	
Agriculture, forestry & fishing	<b>35.2</b>
Industry	<b>20.9</b>
Services	<b>34.9</b>
UNDP HDI rank, 2005	<b>109</b>
Life expectancy at birth (years), 2004:	<b>67</b>
Infant mortality rate (per 1,000 live births), 2004:	<b>54</b>
Illiteracy rate, adult (%), 2003:	<b>1.0</b>
Unemployment rate (%), 2003:	<b>..</b>
National poverty rate (% of population), 2004:	<b>47.6</b>

## External Trade

Total merchandise exports (million US dollars), 2004:	<b>719</b>
Merchandise exports (% of GDP), 2004:	<b>33.2</b>
Total merchandise imports (million US dollars), 2004:	<b>941</b>
Merchandise imports (% of GDP), 2004:	<b>43.5</b>

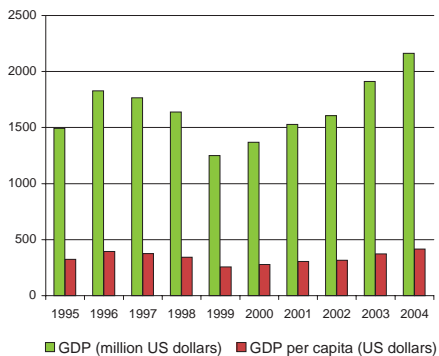
## Investments, External Debt & Aid

FDI net inflows (million US dollars), 2004:	<b>77</b>
FDI net inflows (% of GDP), 2004:	<b>3.6</b>
External debt (million US dollars), 2003:	<b>2,021</b>
Debt per capita (US dollars), 2003:	<b>393</b>
External reserves (million US dollars), 2003:	<b>399</b>
Reserves per capita (US dollars), 2003:	<b>78</b>
Aid per capita (US dollars):	<b>39</b>

## Infrastructure

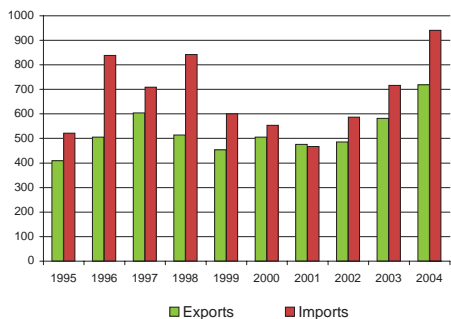
Closest distance from sea (km):	<b>3,600</b>
Total road network (km):	<b>18,500</b>
Road density (km per 1,000 km <sup>2</sup> ):	<b>93</b>
Paved roads (% of total):	<b>91.1</b>
Railway lines, total route (km):	<b>417</b>
Railway density (km per 1,000 km <sup>2</sup> ):	<b>2</b>

### GDP and GDP per capita, 1995 - 2004

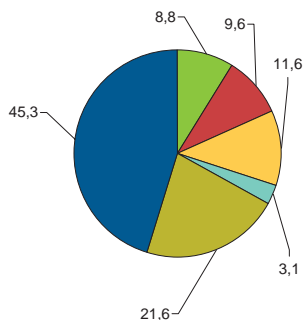


### Merchandise Trade, 1995 - 2004

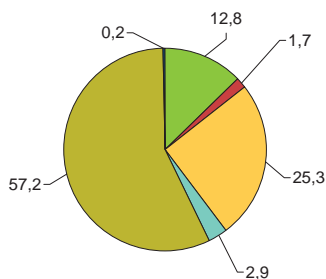
(million US dollars)



### Main export products (%)

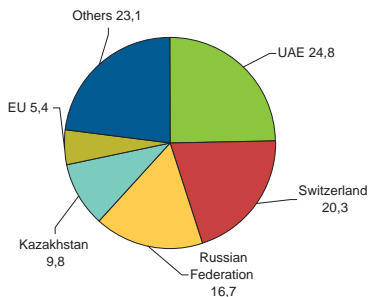


### Main import products (%)



■ All food items 
 ■ Agricultural raw materials 
 ■ Energy & Fuels 
 ■ Ores & metals 
 ■ Manufactured goods 
 ■ Unallocated

### Main export partners (%)



### Main import partners (%)

