



CHAD

General Information

Population (million), 2004:	9.4
Urban population (%), 2004:	25.0
Surface area ('000 km ²):	1,284
Population density (persons per km ²):	7

Economic & Social Development

GDP (million US dollars), 2004:	4,028
GDP per capita (US dollars), 2004:	426
GDP growth rate (annual %), 1995-2004:	6.4
Structure of GDP (%), 2003:	
Agriculture, forestry & fishing	29.9
Industry	25.3
Services	40.6
UNDP HDI rank, 2005	173
Life expectancy at birth (years), 2004:	44
Infant mortality rate (per 1,000 live births), 2004:	115
Illiteracy rate, adult (%), 2003:	74.0
Unemployment rate (%), 2003:	..
National poverty rate (% of population), 2004:	64.0

External Trade

Total merchandise exports (million US dollars), 2004:	1,548
Merchandise exports (% of GDP), 2004:	38.4
Total merchandise imports (million US dollars), 2004:	1,180
Merchandise imports (% of GDP), 2004:	29.3

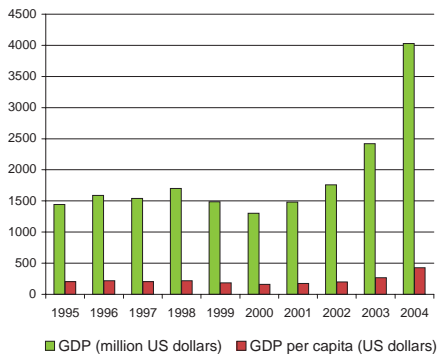
Investments, External Debt & Aid

FDI net inflows (million US dollars), 2004:	478
FDI net inflows (% of GDP), 2004:	11.9
External debt (million US dollars), 2003:	1,499
Debt per capita (US dollars), 2003:	174
External reserves (million US dollars), 2003:	192
Reserves per capita (US dollars), 2003:	22
Aid per capita (US dollars):	29

Infrastructure

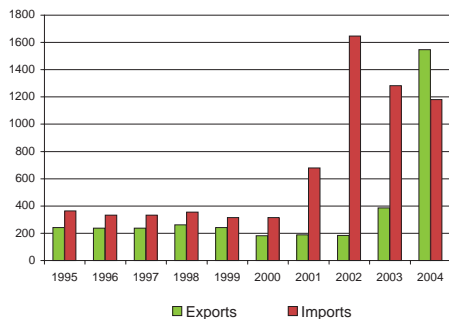
Closest distance from sea (km):	1,669
Total road network (km):	33,400
Road density (km per 1,000 km ²):	26
Paved roads (% of total):	0.8
Railway lines, total route (km):	None
Railway density (km per 1,000 km ²):	..

GDP and GDP per capita, 1995 - 2004



Merchandise Trade, 1995 - 2004

(million US dollars)



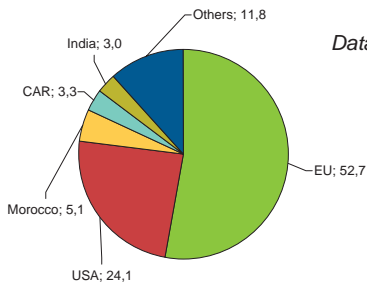
Main export products (%)

Main import products (%)

Data are not available

■ All food items
 ■ Agricultural raw materials
 ■ Energy & Fuels
 ■ Ores & metals
 ■ Manufactured goods
 ■ Unallocated

Main export partners (%)



Main import partners (%)

Data are not available

