



BURUNDI

General Information

Population (million), 2004:	7.3
Urban population (%), 2004:	10.0
Surface area ('000 km ²):	28
Population density (persons per km ²):	262

Economic & Social Development

GDP (million US dollars), 2004:	677
GDP per capita (US dollars), 2004:	93
GDP growth rate (annual %), 1995-2004:	1.0
Structure of GDP (%), 2003:	
Agriculture, forestry & fishing	49.0
Industry	19.0
Services	32.0
UNDP HDI rank, 2005	169
Life expectancy at birth (years), 2004:	44
Infant mortality rate (per 1,000 live births), 2004:	104
Illiteracy rate, adult (%), 2003:	41.0
Unemployment rate (%), 2003:	14.0
National poverty rate (% of population), 2004:	36.4

External Trade

Total merchandise exports (million US dollars), 2004:	47
Merchandise exports (% of GDP), 2004:	6.9
Total merchandise imports (million US dollars), 2004:	176
Merchandise imports (% of GDP), 2004:	26.0

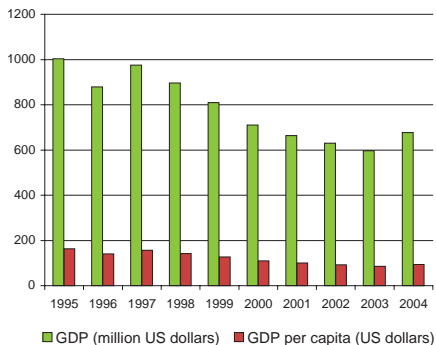
Investments, External Debt & Aid

FDI net inflows (million US dollars), 2004:	3
FDI net inflows (% of GDP), 2004:	0.4
External debt (million US dollars), 2003:	1,310
Debt per capita (US dollars), 2003:	192
External reserves (million US dollars), 2003:	67
Reserves per capita (US dollars), 2003:	10
Aid per capita (US dollars):	31

Infrastructure

Closest distance from sea (km):	1,254
Total road network (km):	..
Road density (km per 1,000 km ²):	..
Paved roads (% of total):	..
Railway lines, total route (km):	None
Railway density (km per 1,000 km ²):	..

GDP and GDP per capita, 1995 - 2004

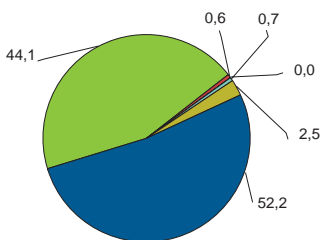


Merchandise Trade, 1995 - 2004

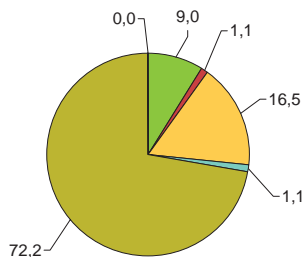
(million US dollars)



Main export products (%)

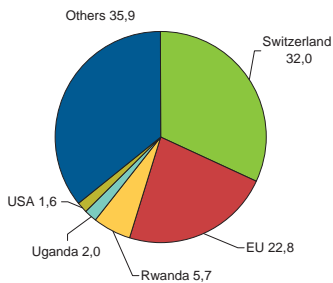


Main import products (%)



■ All food items
 ■ Agricultural raw materials
 ■ Energy & Fuels
 ■ Ores & metals
 ■ Manufactured goods
 ■ Unallocated

Main export partners (%)



Main import partners (%)

