



BURKINA FASO

General Information

Population (million), 2004:	12.8
Urban population (%), 2004:	18.0
Surface area ('000 km ²):	274
Population density (persons per km ²):	47

Economic & Social Development

GDP (million US dollars), 2004:	4,467
GDP per capita (US dollars), 2004:	348
GDP growth rate (annual %), 1995-2004:	5.3
Structure of GDP (%), 2003:	
Agriculture, forestry & fishing	33.8
Industry	17.3
Services	45.7
UNDP HDI rank, 2005	175
Life expectancy at birth (years), 2004:	48
Infant mortality rate (per 1,000 live births), 2004:	120
Illiteracy rate, adult (%), 2003:	87.0
Unemployment rate (%), 2003:	..
National poverty rate (% of population), 2004:	45.3

External Trade

Total merchandise exports (million US dollars), 2004:	445
Merchandise exports (% of GDP), 2004:	10.0
Total merchandise imports (million US dollars), 2004:	1,070
Merchandise imports (% of GDP), 2004:	24.0

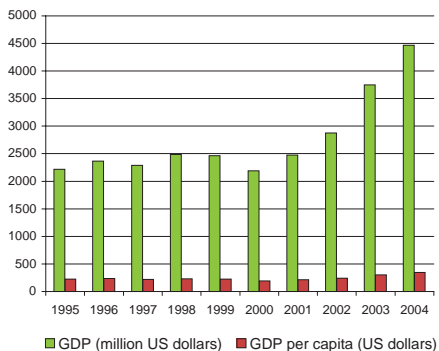
Investments, External Debt & Aid

FDI net inflows (million US dollars), 2004:	35
FDI net inflows (% of GDP), 2004:	0.8
External debt (million US dollars), 2003:	1,844
Debt per capita (US dollars), 2003:	142
External reserves (million US dollars), 2003:	435
Reserves per capita (US dollars), 2003:	33
Aid per capita (US dollars):	37

Infrastructure

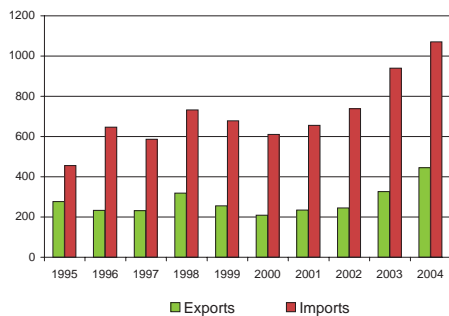
Closest distance from sea (km):	1,154
Total road network (km):	12,506
Road density (km per 1,000 km ²):	46
Paved roads (% of total):	16
Railway lines, total route (km):	622
Railway density (km per 1,000 km ²):	2

GDP and GDP per capita, 1995 - 2004

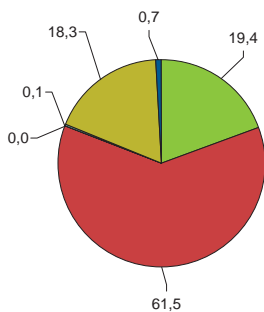


Merchandise Trade, 1995 - 2004

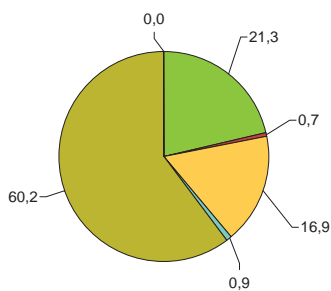
(million US dollars)



Main export products (%)

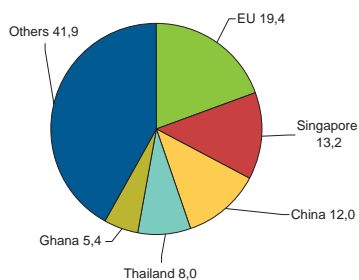


Main import products (%)



■ All food items
 ■ Agricultural raw materials
 ■ Energy & Fuels
 ■ Ores & metals
 ■ Manufactured goods
 ■ Unallocated

Main export partners (%)



Main import partners (%)

