



BOTSWANA

General Information

Population (million), 2004:	1.8
Urban population (%), 2004:	52.0
Surface area ('000 km ²):	582
Population density (persons per km ²):	3

Economic & Social Development

GDP (million US dollars), 2004:	8,441
GDP per capita (US dollars), 2004:	4,771
GDP growth rate (annual %), 1995-2004:	5.9
Structure of GDP (%), 2003:	
Agriculture, forestry & fishing	2.4
Industry	47.0
Services	46.2
UNDP HDI rank, 2005	131
Life expectancy at birth (years), 2004:	35
Infant mortality rate (per 1,000 live births), 2004:	49
Illiteracy rate, adult (%), 2003:	..
Unemployment rate (%), 2003:	15.8
National poverty rate (% of population), 2004:	..

External Trade

Total merchandise exports (million US dollars), 2004:	2,778
Merchandise exports (% of GDP), 2004:	32.9
Total merchandise imports (million US dollars), 2004:	2,300
Merchandise imports (% of GDP), 2004:	27.2

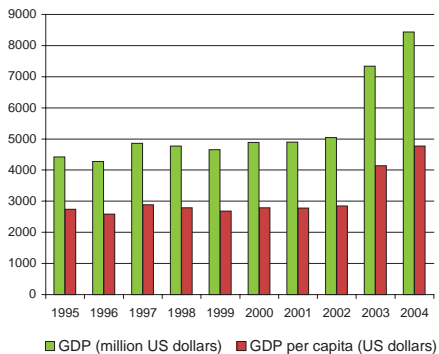
Investments. External Debt & Aid

FDI net inflows (million US dollars), 2004:	47
FDI net inflows (% of GDP), 2004:	0.6
External debt (million US dollars), 2003:	514
Debt per capita (US dollars), 2003:	288
External reserves (million US dollars), 2003:	5,340
Reserves per capita (US dollars), 2003:	2,992
Aid per capita (US dollars):	17

Infrastructure

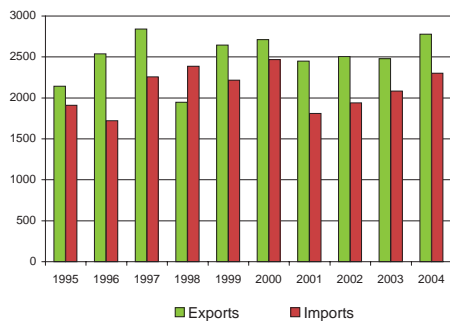
Closest distance from sea (km):	905
Total road network (km):	10,217
Road density (km per 1,000 km ²):	18
Paved roads (% of total):	55
Railway lines, total route (km):	888
Railway density (km per 1,000 km ²):	2

GDP and GDP per capita, 1995 - 2004

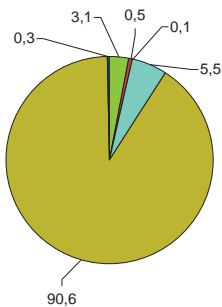


Merchandise Trade, 1995 - 2004

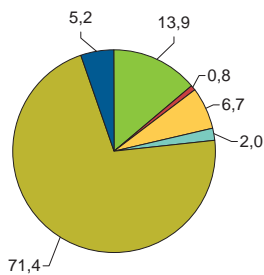
(million US dollars)



Main export products (%)



Main import products (%)



■ All food items
 ■ Agricultural raw materials
 ■ Energy & Fuels
 ■ Ores & metals
 ■ Manufactured goods
 ■ Unallocated

Main export partners (%)

Main import partners (%)

Data are not available