



BOLIVIA

General Information

Population (million), 2004:	9.0
Urban population (%), 2004:	64.4
Surface area ('000 km ²):	1,099
Population density (persons per km ²):	8

Economic & Social Development

GDP (million US dollars), 2004:	8,421
GDP per capita (US dollars), 2004:	935
GDP growth rate (annual %), 1995-2004:	2.8
Structure of GDP (%), 2003:	
Agriculture, forestry & fishing	13.0
Industry	26.2
Services	51.7
UNDP HDI rank, 2005	113
Life expectancy at birth (years), 2004:	64
Infant mortality rate (per 1,000 live births), 2004:	52
Illiteracy rate, adult (%), 2003:	13.0
Unemployment rate (%), 2003:	5.2
National poverty rate (% of population), 2004:	62.7

External Trade

Total merchandise exports (million US dollars), 2004:	2,129
Merchandise exports (% of GDP), 2004:	25.3
Total merchandise imports (million US dollars), 2004:	1,842
Merchandise imports (% of GDP), 2004:	21.9

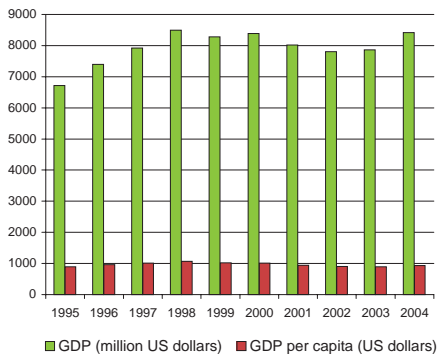
Investments. External Debt & Aid

FDI net inflows (million US dollars), 2004:	117
FDI net inflows (% of GDP), 2004:	1.4
External debt (million US dollars), 2003:	5,684
Debt per capita (US dollars), 2003:	645
External reserves (million US dollars), 2003:	1,097
Reserves per capita (US dollars), 2003:	125
Aid per capita (US dollars):	105

Infrastructure

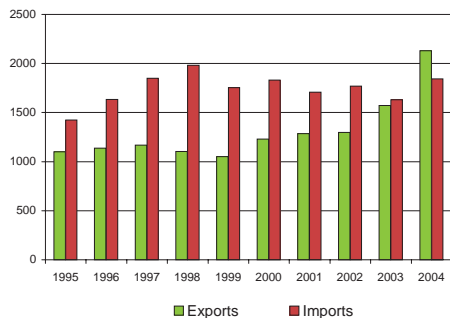
Closest distance from sea (km):	414
Total road network (km):	60,282
Road density (km per 1,000 km ²):	55
Paved roads (% of total):	6.6
Railway lines, total route (km):	3,698
Railway density (km per 1,000 km ²):	3

GDP and GDP per capita, 1995 - 2004

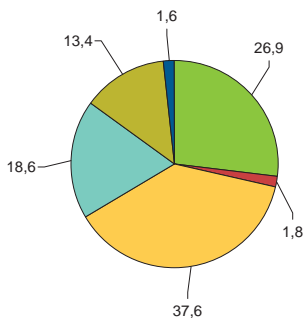


Merchandise Trade, 1995 - 2004

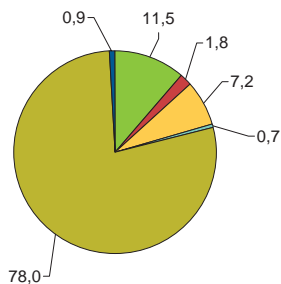
(million US dollars)



Main export products (%)

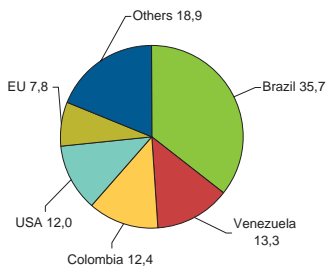


Main import products (%)



■ All food items
 ■ Agricultural raw materials
 ■ Energy & Fuels
 ■ Ores & metals
 ■ Manufactured goods
 ■ Unallocated

Main export partners (%)



Main import partners (%)

