



BHUTAN

General Information

Population (million), 2004:	2.1
Urban population (%), 2004:	9.1
Surface area ('000 km ²):	47
Population density (persons per km ²):	45

Economic & Social Development

GDP (million US dollars), 2004:	778
GDP per capita (US dollars), 2004:	368
GDP growth rate (annual %), 1995-2004:	6.7
Structure of GDP (%), 2003:	
Agriculture, forestry & fishing	33.2
Industry	39.5
Services	28.8
UNDP HDI rank, 2005	134
Life expectancy at birth (years), 2004:	63
Infant mortality rate (per 1,000 live births), 2004:	53
Illiteracy rate, adult (%), 2003:	..
Unemployment rate (%), 2003:	..
National poverty rate (% of population), 2004:	0.0

External Trade

Total merchandise exports (million US dollars), 2004:	175
Merchandise exports (% of GDP), 2004:	22.5
Total merchandise imports (million US dollars), 2004:	275
Merchandise imports (% of GDP), 2004:	35.3

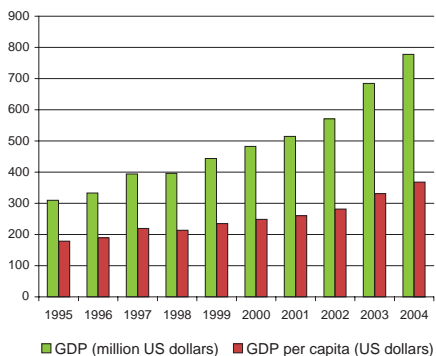
Investments, External Debt & Aid

FDI net inflows (million US dollars), 2004:	1
FDI net inflows (% of GDP), 2004:	0.1
External debt (million US dollars), 2003:	422
Debt per capita (US dollars), 2003:	201
External reserves (million US dollars), 2003:	367
Reserves per capita (US dollars), 2003:	175
Aid per capita (US dollars):	88

Infrastructure

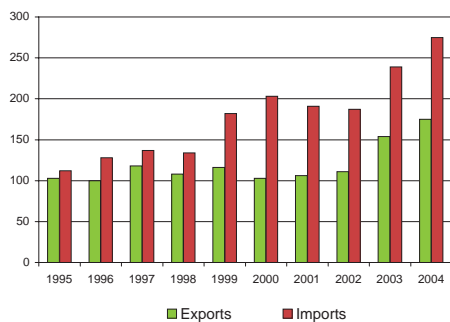
Closest distance from sea (km):	775
Total road network (km):	..
Road density (km per 1,000 km ²):	..
Paved roads (% of total):	..
Railway lines, total route (km):	..
Railway density (km per 1,000 km ²):	..

GDP and GDP per capita, 1995 - 2004

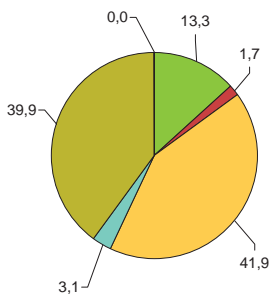


Merchandise Trade, 1995 - 2004

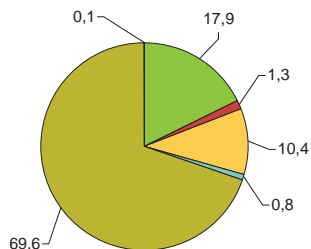
(million US dollars)



Main export products (%)



Main import products (%)



■ All food items
 ■ Agricultural raw materials
 ■ Energy & Fuels
 ■ Ores & metals
 ■ Manufactured goods
 ■ Unallocated

Main export partners (%)

Main import partners (%)

Data are not available